

## Teaching Second-Grade **Nonfiction Text Features**

### Using *Cool Drag Racing Cars* from the **Lightning Bolt Books™** — **Awesome Rides Series**

Features that help students understand how an informational text is organized:

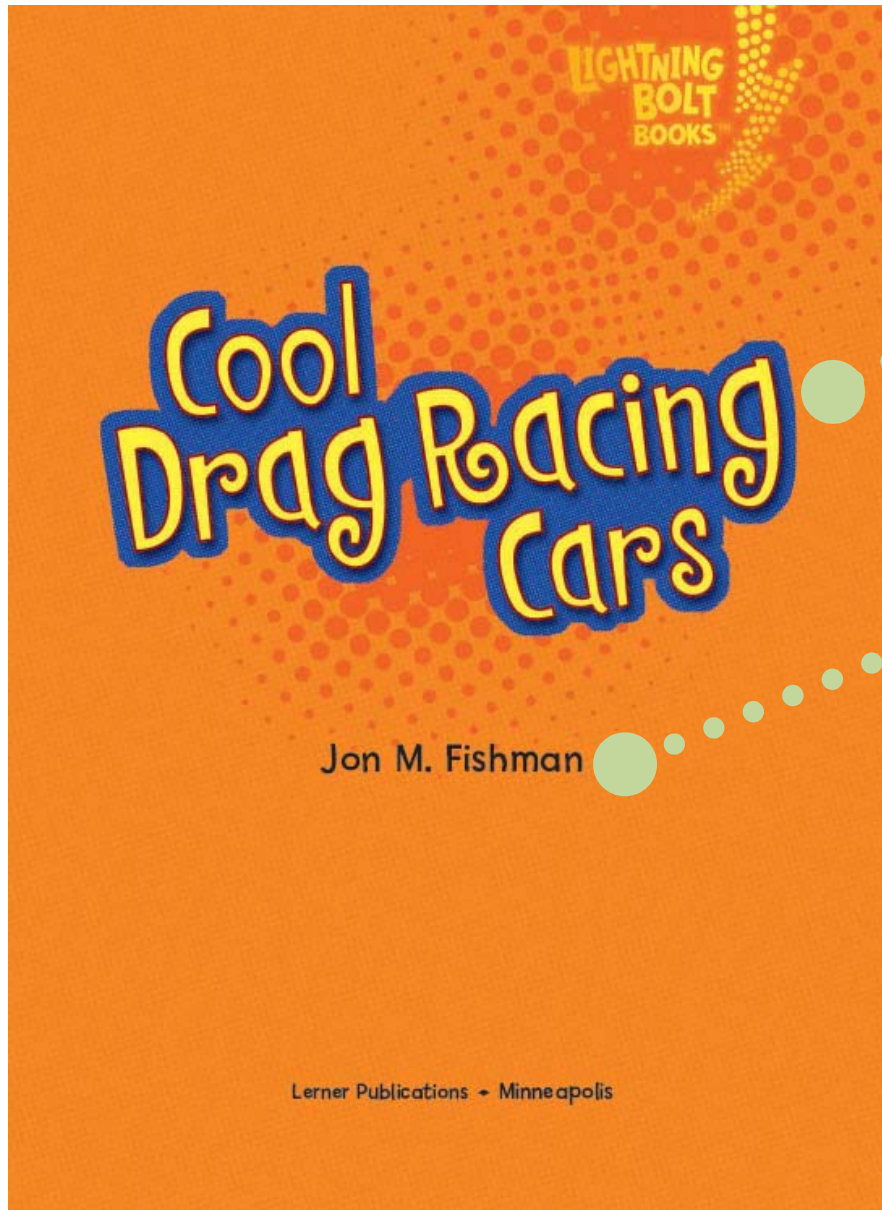
<b>FEATURE</b>	<b>PURPOSE</b>
Title page	Confirms title, author’s name, and publisher
Contents Page	Identifies the topics to be presented and their order
Chapter name, heading, or subheading	Helps students identify main topics on a quick pass through the text
Page number	Helps students with sequence of ideas and aids in using the index
Glossary	Defines new and important words
Further reading and websites	Helps students expand their knowledge of the topic by listing other informational texts in print or on the Internet
Index	Lists the main ideas in the text, with page numbers to help students find them

Visual aids that help students understand informational texts:

<b>VISUAL AID</b>	<b>PURPOSE</b>
Photo, drawing, or illustration	Shows how something in the text looked or might have looked
Diagram	Gives a more detailed view of a complex topic

Features that point out important or additional information:

<b>FEATURE</b>	<b>PURPOSE</b>
Bold print	Tells students a word is new and important; sometimes a glossary term
Caption	Points out what’s in a photo, a drawing, or an illustration and relates it to the informational text; often gives more information
Label	Identifies important points of interest in a diagram or photograph



**TITLE:** This is the title of the book. It tells you what the book is about.

**AUTHOR**

**TITLE PAGE:** This is the first page of the book. It tells you what the name, or title, of the book is. It also tells you who wrote the book. This person is called the author.

**TABLE OF CONTENTS:**

This list at the beginning of the book explains in what order you will read about topics. Page numbers tell where each topic starts.



**Table of Contents**

- It's a Drag Racing Car!** 4
- The Drag Racing Story** 8
- Drag Racing Car Parts** 12
- Drag Racing Cars in Action** 16
- Top Fuel Car Diagram** 20
- Drag Racing Car Facts** 21
- Glossary** 22
- Further Reading** 23
- Index** 24

**HEADINGS:** These words separate your book into parts. Headings are usually in bigger type and are at the top of the page. A heading tells you what's to come in that part of the book.

**PHOTOS:** The photos or pictures in a book show what the words, or text, describe. Looking at photos can help you understand the meaning of the text.

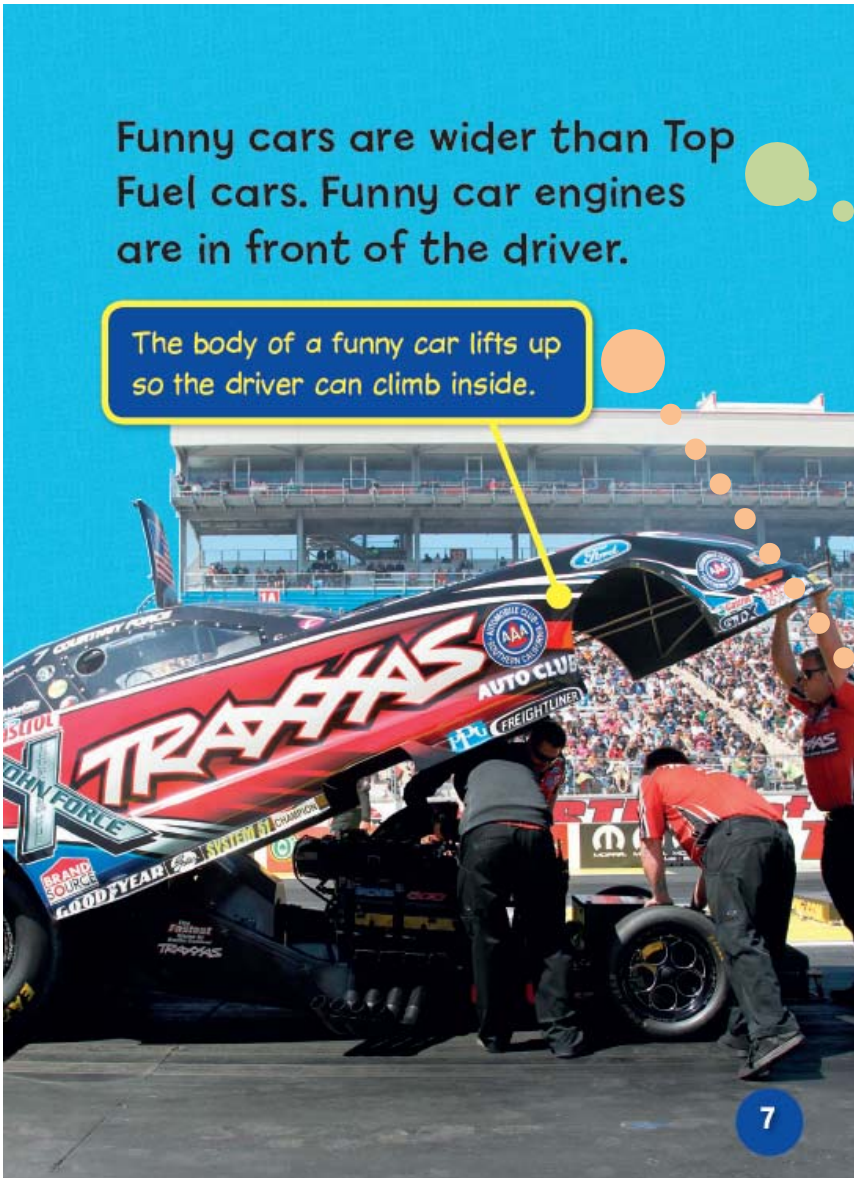
## It's a Drag Racing Car!



Two drag racing cars speed down a racetrack. Their tires leave black streaks on the track. Smoke fills the air.

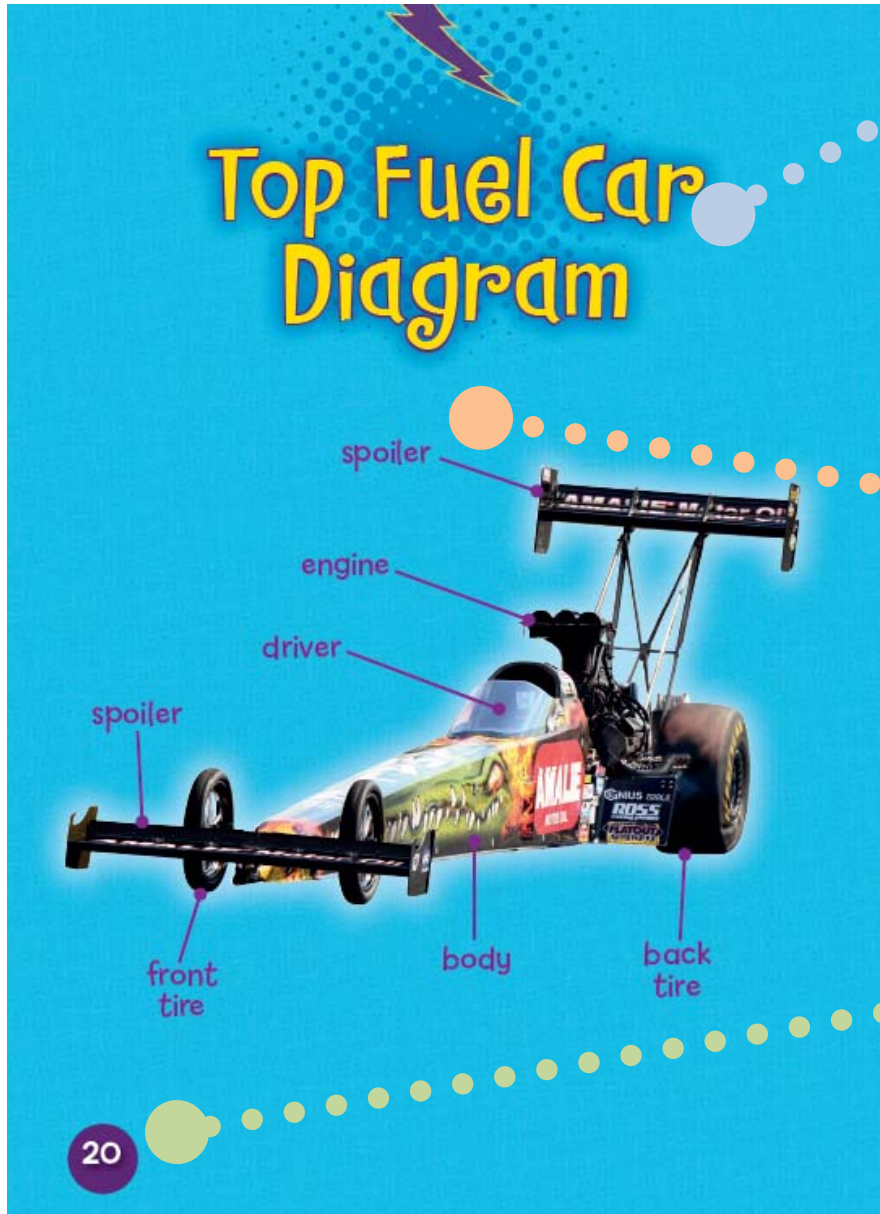
Funny cars are wider than Top Fuel cars. Funny car engines are in front of the driver.

The body of a funny car lifts up so the driver can climb inside.



**TEXT OR MAIN TEXT:** These are the words on a page that describe the main ideas of the book. Main text is usually smaller than chapter titles or headings.

**CAPTION:** These words tell you about the picture on the page. A caption is usually close to the picture it goes with.



**DIAGRAM:** A diagram is a type of drawing or labeled photograph. It may show details or parts of an object or explain how something works.

**LABELS:** These words are part of a diagram. They point out important parts of the object being shown.

**PAGE NUMBERS:** Page numbers are on the lower part of most pages in a book. They tell you how far along you are in a book. They also help you find information from the index.

## GLOSSARY:

This list calls out the important words in a book. The glossary proves the meaning, or definition, of the word. You can find the glossary near the end of the book.

DEFINITION

## Glossary

**body:** the main outside part of a car

**crew member:** a person such as a mechanic who works on drag racing cars

**engineer:** a person who designs drag racing cars and engines

**funny car:** a drag racing car that looks similar to regular cars on the road

**horsepower:** a unit that measures the power of an engine. The term *horsepower* comes from comparing the power of an engine to the power of one horse.

**prize money:** money given as an award for winning a drag race

**runway:** a straight, flat area where airplanes take off and land

**spoiler:** a long, narrow plate on a car that uses air to push the car to the ground

**Top Fuel:** a drag racing car that is long and skinny and looks similar to a rocket

## Further Reading

Bach, Rachel. *The Car Race*. Mankato, MN: Amicus, 2017.

Crafts for Kids: DIY Race Cars  
<http://www.pbs.org/parents/crafts-for-kids/diy-race-cars/>

Crane, Cody. *Race Cars*. New York: Children's Press, 2018.

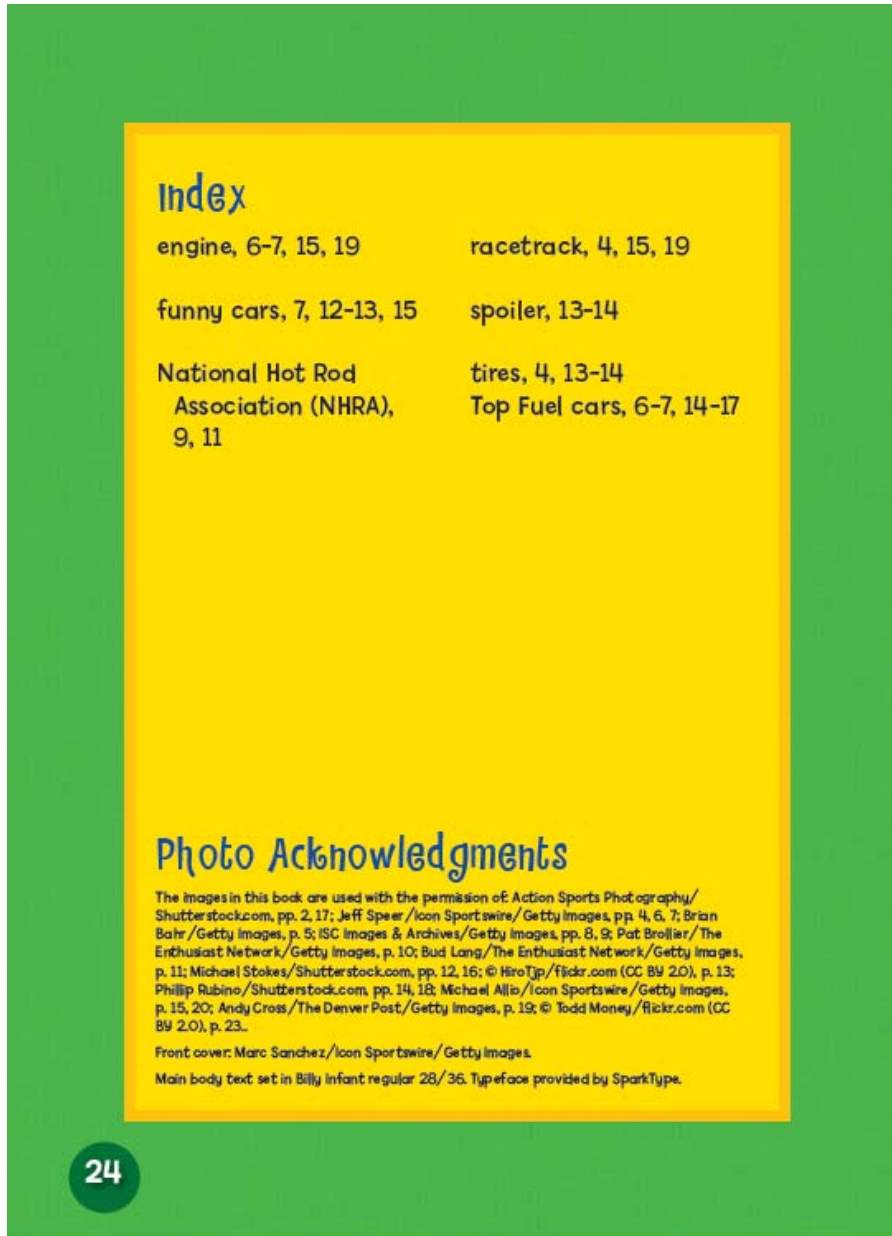
Jr. Drag Racing League  
<http://jrdragster.nhra.com>

Silverman, Buffy. *How Do Formula One Race Cars Work?* Minneapolis: Lerner Publications, 2016.



**FURTHER READING:** This list offers suggestions of books and websites on the same subject as the book you just read. You can learn more by looking at books and websites from the list. The list is at the end of your book.





**INDEX:** This list at the end of the book follows the order of the alphabet. The index helps you find main ideas. The words in the index are followed by page numbers. These numbers tell you where to go in a book to find the main ideas.