

# Read for a Better World

PreK-5

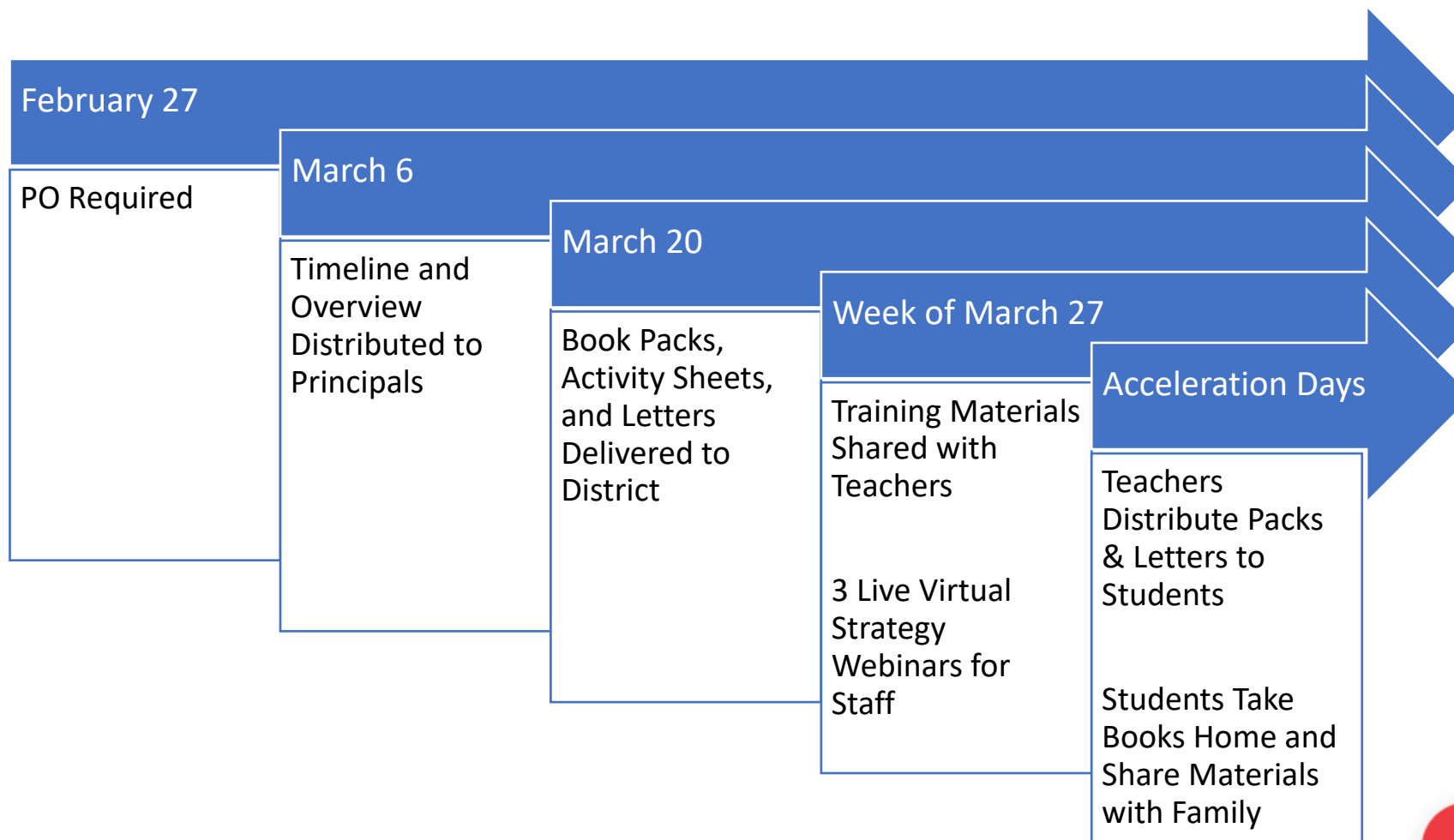
Helping Students Grow as Readers and as People  
in the Classroom and Beyond



Lerner™



# Acceleration Days Book Packs Distribution Timeline



# Support for Rollout

## Communication to Principals

## Communication to Teachers

Training Video will cover:

- Introduction to the materials
- reading activity
- individual writing activities
- wrap up discussion suggestions



## Communications to Families



# PreK Book Packs

Title	Classification	Copyright	Page Count	GRL	Lexile	Alignments
Grandpa's Photos	Fiction	2021	16	D	200	Common Core, AASL Standards, Title I, SEL
Isaac's Tree	Fiction	2022	16	D	170	Common Core, AASL Standards, SEL, Learning for Justice
Rush! & Tap, Tap, Tap!	Fiction	2022	32	C		Common Core, AASL Standards, SEL, Learning for Justice
Setting Goals	Nonfiction	2022	16	C	-50	Common Core, AASL Standards, SEL, Learning for Justice





# PreK Lesson Plans & Activities

Download All IDEA Sheets

Training Video will cover:

- Introduction to the books & materials
- reading activity
- individual writing activities
- wrap up discussion suggestions



**Lerner™** 

Download all IDEA sheets

# PreK Pre-Lesson: Find the Rhyme




**Objectives:** Calm and center students, prepare them for reading activities.

Grades PreK-K \* IDEA Sheet

Name: \_\_\_\_\_

## Find the Rhyme

A rhyme is a pair of words that sound similar to each other, like cat and hat. Look at the words and pictures below. Circle the word that rhymes with the first picture in each row.

 bag	 flag	 carrot	 bird
 frog	 dog	 rain	 boat
 car	 star	 sun	 fish
 drink	 think	 bee	 apple

**Lerner**   
© 2022 Lerner Publishing Group



# PreK Pre-Lesson: Discussion Questions

**Objectives: Teach the difference between fiction and nonfiction books. Inspire students to explore both fiction and nonfiction books.**

Discussion Questions:

1. What is the difference between a fiction book and a nonfiction book?

A fiction books describe imaginary event, people, animals, and places.

Nonfiction books tell the story of real people, animals, places and events. These books include real facts and information.

2. Let's begin a nonfiction story: What is your name? What is the name of your school? What color are the walls in your classroom?

Let's begin a fiction story: If you were a superhero, what would your name be? What would you learn in a superhero school? What would a superhero classroom look like?

3. What kind of books do you think you like better? Fiction or nonfiction?

4. Look at the books in your pack. Look at the images on the cover. Do you think the book is a fiction book or a nonfiction book? Why?

5. What made one book fiction and the other nonfiction?

6. What book looks more interesting to you? Why?

7. What illustrations did you like better? Photos or the drawings? Why?

8. What book in your pack are you going to read next? Why? What book would you like to share with a family member? Why?

9. After reading in pairs or alone, have students talk about the books they read and tell the class if the book was fiction or nonfiction. What did they learn?



# PreK Writing Activity

**Objective:** Learn to gather facts

Grades PreK-K \* IDEA Sheet

Name: \_\_\_\_\_

## My Hero Card

The world is full of everyday heroes. They have superpowers like kindness and caring. Pick a real person in your life whom you look up to. This could be a friend, teacher, or family member. Draw a picture in the card below showing what makes your hero great!

ISBN 978-1-7284-8694-9

Lerner  
© 2022 Lerner Publishing Group

Fill in the blanks with your hero's name and the real-life superpowers that make them special. Then, cut your card out. You can use this card as a template to make more cards!

My hero's name: \_\_\_\_\_

Real-life superpowers:

1. \_\_\_\_\_
2. \_\_\_\_\_
3. \_\_\_\_\_





# Optional SEL Activities


**Objective: Learn to build strong communication skills**

Grades PreK-K \* IDEA Sheet

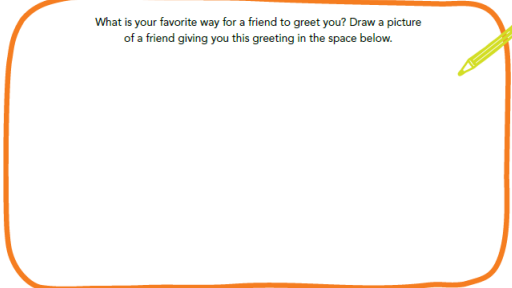
Name: \_\_\_\_\_


### Pick Your Greeting

How do you greet your friends when you meet them? Different people like to be greeted in different ways. Look at the pictures of the greetings below. Draw circles around the ones you use to greet your friends.




What is your favorite way for a friend to greet you? Draw a picture of a friend giving you this greeting in the space below.




**Lerner**  © 2022 Lerner Publishing Group

### 1, 2, 3, Breathe


Feelings can be overwhelming! Next time you are feeling mad, scared, sad, or another strong emotion, try this:




Close your eyes.



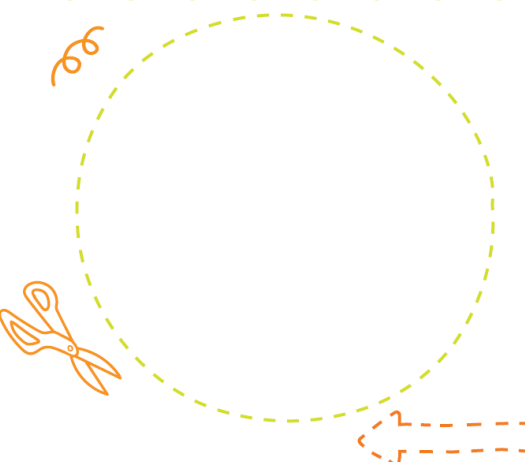
Take a deep breath.




Breathe out slowly, counting to five.



Do this ten times. Do you feel better?





**Lerner**  © 2022 Lerner Publishing Group


Name: \_\_\_\_\_

### Feelings Wheel

Think about the feelings you have every day. Decorate the blank emojis in the wheel below with some common feelings. Cut out the wheel and the arrow. Then, point the arrow at the emoji you feel most like today.





Right now I feel... 

**Lerner**  © 2022 Lerner Publishing Group

### Buddy Support

Show a buddy the picture you drew on the front of this worksheet. Tell them about the things that make you feel happy. Ask your buddy to tell you about what makes them feel happy. Draw a picture of what you could do to help your buddy feel better the next time they are feeling sad or frustrated.



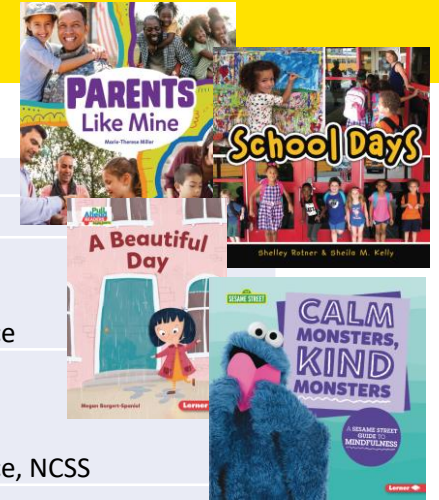
**Lerner** 



# Grade K Book Packs

## Pack #1

Title	Classification	Copyright	Page Count	GRL	Lexile	Alignments
A Beautiful Day	Fiction	2022	16	B	-50	Common Core, AASL Standards, SEL
Calm Monsters, Kind Monsters: A Sesame Street Guide to Mindfulness	Nonfiction	2021	32	J	450	Common Core, AASL Standards, SEL, Learning for Justice
Parents Like Mine	Nonfiction	2021	24	H	440	Common Core, AASL Standards, SEL, Learning for Justice, NCSS
School Days	Nonfiction	2021	32	I	340	Common Core, AASL Standards, SEL



## Pack #2

Title	Classification	Copyright	Page Count	GRL	Lexile	Alignments
Asking for Help	Nonfiction	2022	16	C	110	Common Core, AASL Standards, SEL, Learning for Justice
Let's Dress Up & In the Net	Fiction	2022	32	C	170	Common Core, AASL Standards, SEL, Learning for Justice
Tag! & In Pip's Bag	Fiction	2020	32	C	130	Common Core, AASL Standards, SEL
Time to Clean	Fiction	2022	16	C	120	Common Core, AASL Standards, SEL, Learning for Justice

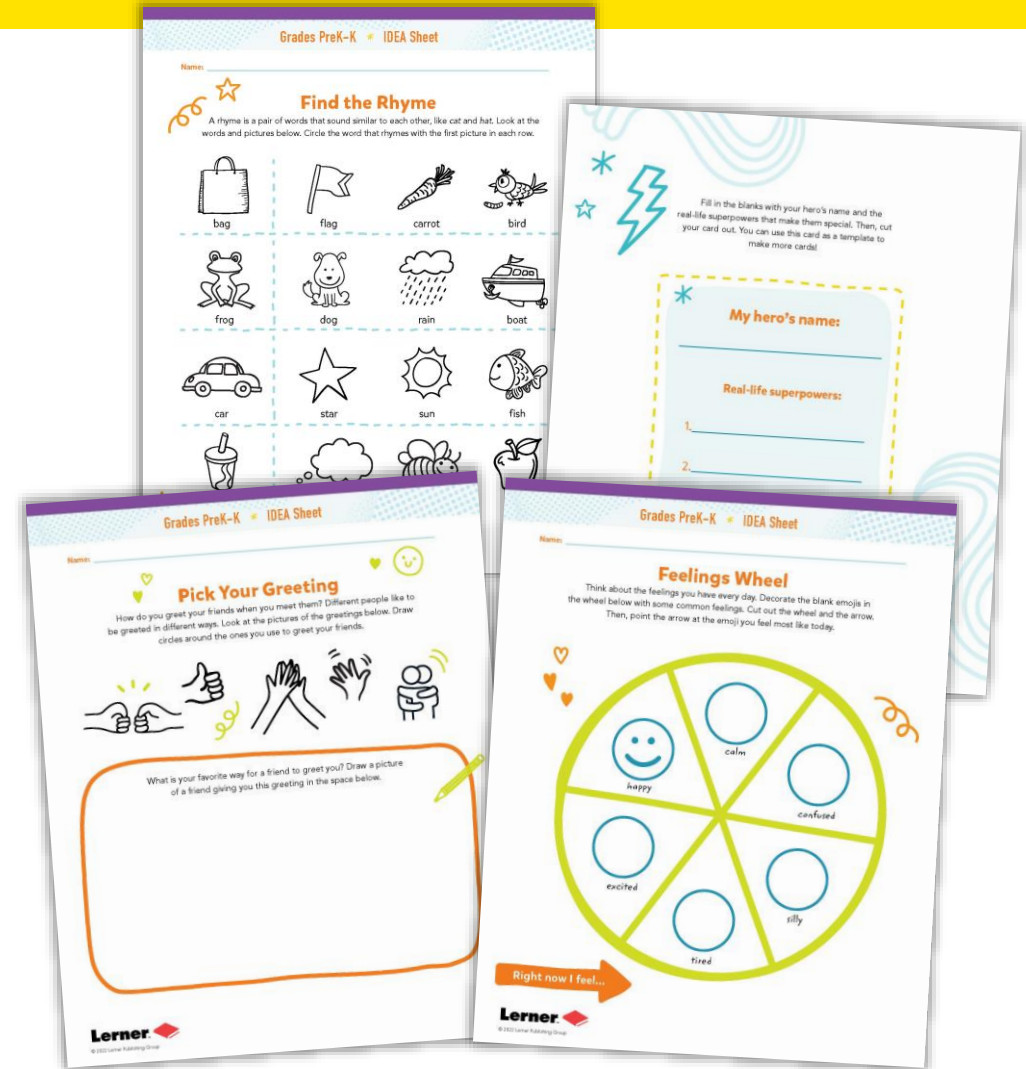


# Grade K Lesson Plans & Activities

Download All IDEA Sheets

Training Video will cover:

- Introduction to the books & materials
- reading activity
- individual writing activities
- wrap up discussion suggestions



# Grade K Writing Activity

**Objective: Learn to Gather Facts**

Grades PreK-K \* IDEA Sheet

Name: \_\_\_\_\_

## My Hero Card

The world is full of everyday heroes. They have superpowers like kindness and caring. Pick a real person in your life whom you look up to. This could be a friend, teacher, or family member. Draw a picture in the card below showing what makes your hero great!

ISBN 978-1-7284-8694-9

© 2022 Lerner Publishing Group

Fill in the blanks with your hero's name and the real-life superpowers that make them special. Then, cut your card out. You can use this card as a template to make more cards!

My hero's name: \_\_\_\_\_

Real-life superpowers:

1. \_\_\_\_\_
2. \_\_\_\_\_
3. \_\_\_\_\_

# Grade K Pre-Lesson: Discussion Questions

**Objectives: Teach the difference between fiction and nonfiction books. Inspire students to explore both fiction and nonfiction books.**

Discussion Questions:

1. What is the difference between a fiction book and a nonfiction book?

A fiction books describe imaginary event, people, animals, and places.

Nonfiction books tell the story of real people, animals, places and events. These books include real facts and information.

2. Let's begin a nonfiction story: What is your name? What is the name of your school? What color are the walls in your classroom?

Let's begin a fiction story: If you were a superhero, what would your name be? What would you learn in a superhero school? What would a superhero classroom look like?

3. What kind of books do you think you like better? Fiction or nonfiction?

4. Look at the image on the cover. Do you think this book is a fiction book or a nonfiction book? Why?

5. Let's read a fiction book and a nonfiction book together.

6. What made one book fiction and the other nonfiction?

7. What book was more interesting to you?

8. What illustrations did you like better? Photos or the drawings? Why?

9. What book in your pack are you going to read next? Why? What book would you like to share with a family member? Why?

10. After reading in pairs or alone, have students talk about the books they read and tell the class if the book was fiction or nonfiction. What did they learn?





# PreK Writing Activity

**Objective: Learn to gather facts**

Grades PreK-K \* IDEA Sheet

Name: \_\_\_\_\_

## My Hero Card

The world is full of everyday heroes. They have superpowers like kindness and caring. Pick a real person in your life whom you look up to. This could be a friend, teacher, or family member. Draw a picture in the card below showing what makes your hero great!

ISBN 978-1-7284-8694-9

© 2022 Lerner Publishing Group

Fill in the blanks with your hero's name and the real-life superpowers that make them special. Then, cut your card out. You can use this card as a template to make more cards!

My hero's name: \_\_\_\_\_

Real-life superpowers:

1. \_\_\_\_\_
2. \_\_\_\_\_
3. \_\_\_\_\_

# Optional SEL Activities


**Objective: Learn to build strong communication skills**

Grades PreK-K \* IDEA Sheet

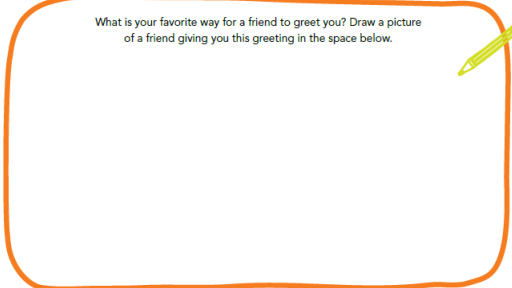
Name: \_\_\_\_\_


### Pick Your Greeting

How do you greet your friends when you meet them? Different people like to be greeted in different ways. Look at the pictures of the greetings below. Draw circles around the ones you use to greet your friends.




What is your favorite way for a friend to greet you? Draw a picture of a friend giving you this greeting in the space below.




**Lerner**  © 2022 Lerner Publishing Group

### 1, 2, 3, Breathe


Feelings can be overwhelming! Next time you are feeling mad, scared, sad, or another strong emotion, try this:




Close your eyes.



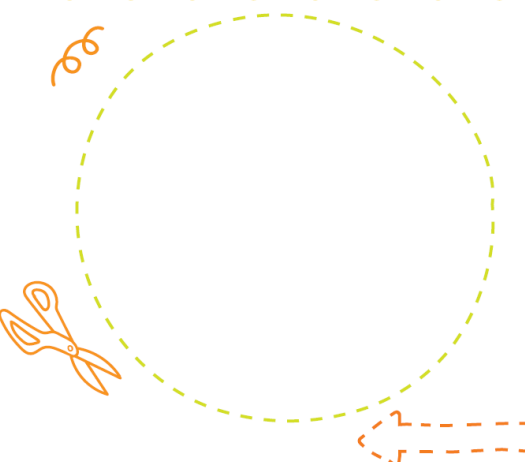
Take a deep breath.




Breathe out slowly, counting to five.



Do this ten times. Do you feel better?





**Lerner**  © 2022 Lerner Publishing Group


Name: \_\_\_\_\_

### Feelings Wheel

Think about the feelings you have every day. Decorate the blank emojis in the wheel below with some common feelings. Cut out the wheel and the arrow. Then, point the arrow at the emoji you feel most like today.





Right now I feel... 

**Lerner**  © 2022 Lerner Publishing Group

### Buddy Support

Show a buddy the picture you drew on the front of this worksheet. Tell them about the things that make you feel happy. Ask your buddy to tell you about what makes them feel happy. Draw a picture of what you could do to help your buddy feel better the next time they are feeling sad or frustrated.



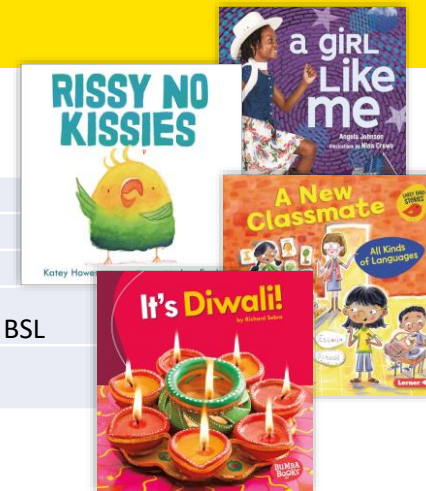
**Lerner** 



# Grade 1 Book Packs

## Pack #1

Title	Classification	Copyright	Page Count	GRL	Lexile	Alignments
A Girl Like Me	Nonfiction	2020	32	L	620	Common Core, AASL Standards, Title I, SEL, Learning for Justice
A New Classmate: All Kinds of Languages	Fiction	2022	24	K	520	Common Core, AASL Standards, SEL, Learning for Justice
It's Diwali!	Nonfiction	2017	24	J	480	Common Core, AASL Standards, SEL, Learning for Justice, NCSS, BSL
Rissy No Kissies	Fiction	2021	32	L	630	Common Core, AASL Standards, SEL



## Pack #2

Title	Classification	Copyright	Page Count	GRL	Lexile	Alignments
I Got a Chicken for My Birthday	Fiction	2018	32		320	Common Core, AASL Standards, Title I, SEL, Learning for Justice
It's Chinese New Year!	Nonfiction	2017	24	J	470	Common Core, AASL Standards, Title I, SEL, Learning for Justice
Me Love to Share with Cookie Monster: A Book about Generosity	Nonfiction	2021	24	K	450	Common Core, AASL Standards, Title I, SEL, Learning for Justice
My Family Celebrates Hanukkah	Fiction	2019	24	J	520	Common Core, AASL Standards, SEL, Learning for Justice



# Grade 1 Book Packs

## Pack #3

Title	Classification	Copyright	Page Count	GRL	Lexile	Alignments
Caring with Bert and Ernie: A Book about Empathy	Nonfiction	2021	24 K		490	Common Core, AASL Standards, Title I, SEL, Learning for Justice
Different Can Be Great: All Kinds of Families	Fiction	2022	24 J		510	Common Core, AASL Standards, Title I, SEL, Learning for Justice
In Your Shoes: A Story of Empathy	Fiction	2018	24 J		500	Common Core, AASL Standards, Title I, SEL, Learning for Justice
Let's Explore Mexico	Nonfiction	2017	24 K		430	Common Core, AASL Standards, SEL, Learning for Justice, NCSS, BSL

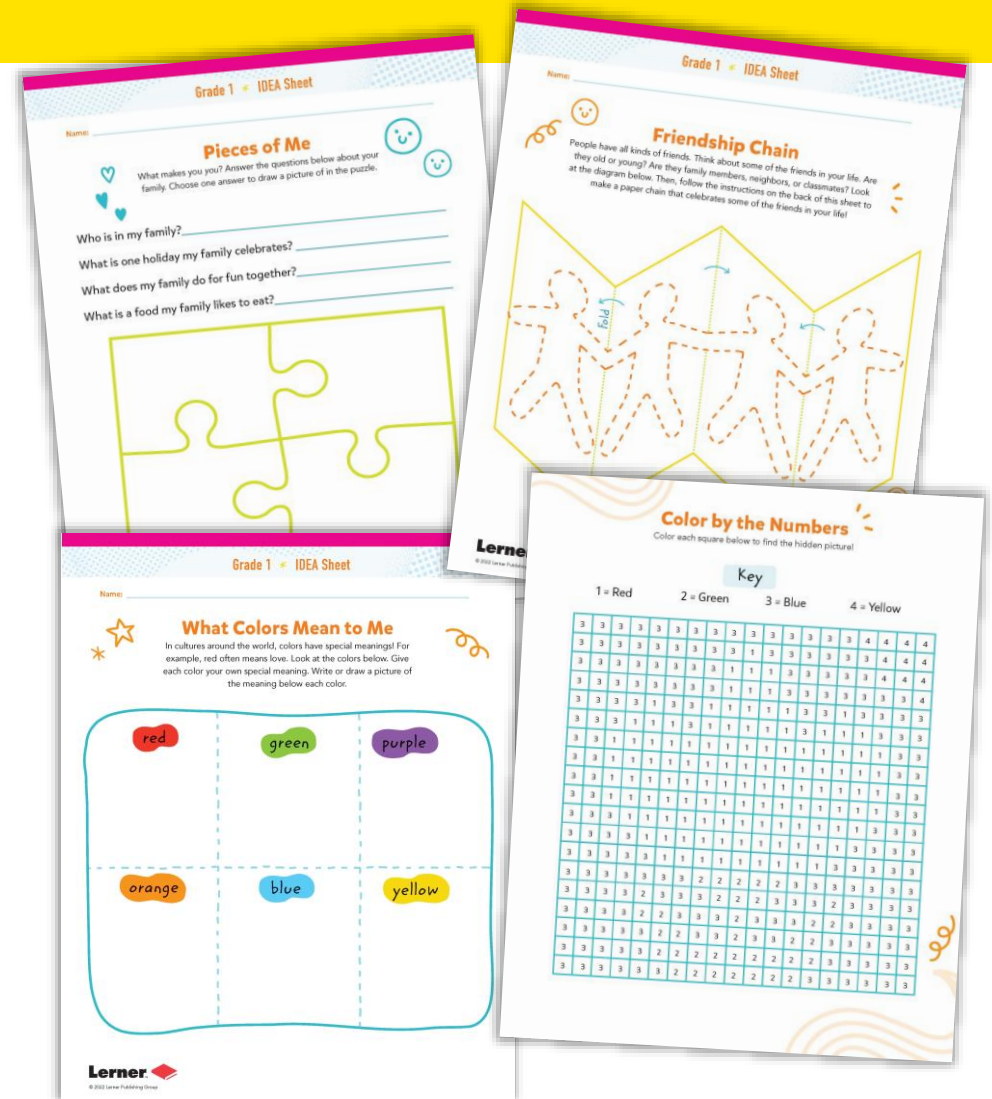


# Grade 1 Lesson Plans & Activities

Download All IDEA Sheets

Training Video will cover:

- Introduction to the books & materials
- reading activity
- individual writing activities
- wrap up discussion suggestions





# Grade 1 Pre-Lesson: What Colors Mean to Me

**Objectives: Calm and center students. Introduce idea of symbolism.**

Grade 1 \* IDEA Sheet

Names \_\_\_\_\_

## What Colors Mean to Me

In cultures around the world, colors have special meanings! For example, red often means love. Look at the colors below. Give each color your own special meaning. Write or draw a picture of the meaning below each color.

red

green

purple

orange

blue

yellow

**Lerner**

© 2022 Lerner Publishing Group

## Color by the Numbers

Color each square below to find the hidden picture!

Key

1 = Red

2 = Green

3 = Blue

4 = Yellow


3	3	3	3	3	3	3	3	3	3	3	3	3	3	3	3	4	4	4	4
3	3	3	3	3	3	3	3	3	1	3	3	3	3	3	3	3	4	4	4
3	3	3	3	3	3	3	3	1	1	1	3	3	3	3	3	3	4	4	4
3	3	3	3	3	3	3	3	1	1	1	3	3	3	3	3	3	3	3	4
3	3	3	3	1	3	3	1	1	1	1	1	3	3	1	3	3	3	3	3
3	3	3	1	1	1	3	1	1	1	1	1	3	1	1	1	3	3	3	3
3	3	1	1	1	1	1	1	1	1	1	1	1	1	1	1	1	1	3	3
3	3	1	1	1	1	1	1	1	1	1	1	1	1	1	1	1	1	3	3
3	3	1	1	1	1	1	1	1	1	1	1	1	1	1	1	1	1	3	3
3	3	1	1	1	1	1	1	1	1	1	1	1	1	1	1	1	1	3	3
3	3	3	1	1	1	1	1	1	1	1	1	1	1	1	1	1	1	3	3
3	3	3	3	1	1	1	1	1	1	1	1	1	1	1	1	1	3	3	3
3	3	3	3	3	1	1	1	1	1	1	1	1	1	1	3	3	3	3	3
3	3	3	3	3	3	3	3	2	2	2	2	2	3	3	3	3	3	3	3
3	3	3	3	2	3	3	3	2	2	2	3	3	3	2	3	3	3	3	3
3	3	3	3	2	2	3	3	3	2	3	3	3	2	2	3	3	3	3	3
3	3	3	3	3	2	2	3	3	2	3	3	2	2	3	3	3	3	3	3
3	3	3	3	3	2	2	2	2	2	2	2	2	2	3	3	3	3	3	3
3	3	3	3	3	3	2	2	2	2	2	2	2	2	3	3	3	3	3	3

# Grade 1 Discussion Questions and Literacy Lesson

**Objectives: Students will learn about symbols and through literature appreciate the unique perspective of others.**

Discussion Questions:

1. What is symbol? Something that represents or stands for something else. What are some symbols we all recognize? What does a red sign mean? Stop. What does a green light symbolize? Go. What does a flashing light symbolize? Warning.
2. Tell us a color you chose and the special meaning you gave it?
3. Did anyone have a similar meaning for a color? Did anyone have a different meaning?
4. What color would you paint our classroom? Why?
5. Page through one of the books. Do you see any symbols? Any specific colors? What do you think they mean?
6. Look at all the books in your pack. What book do you think will let you look at the world through a different perspective?
7. What book do you think you will relate to the most?
8. What book do you think a friend or family member would like best?
9. What is something new you learn from each book?
10. If you were to add a book to this pack, what would that book be about?



**Lerner™**



# Grade 1 Writing Activities


**Objectives:** Students will identify and write about what makes them wonderfully unique


Grade 1 \* IDEA Sheet

Name: \_\_\_\_\_

**You're a Superstar!**

Every kid is a superstar! What makes you proud to be you?  
Decorate the star below with some of the things that make you special!



**Lerner**   
© 2022 Lerner Publishing Group

Grade 1 \* IDEA Sheet

Name: \_\_\_\_\_

**Pieces of Me**


What makes you you? Answer the questions below about your family. Choose one answer to draw a picture of in the puzzle.


Who is in my family? \_\_\_\_\_

What is one holiday my family celebrates? \_\_\_\_\_

What does my family do for fun together? \_\_\_\_\_

What is a food my family likes to eat? \_\_\_\_\_



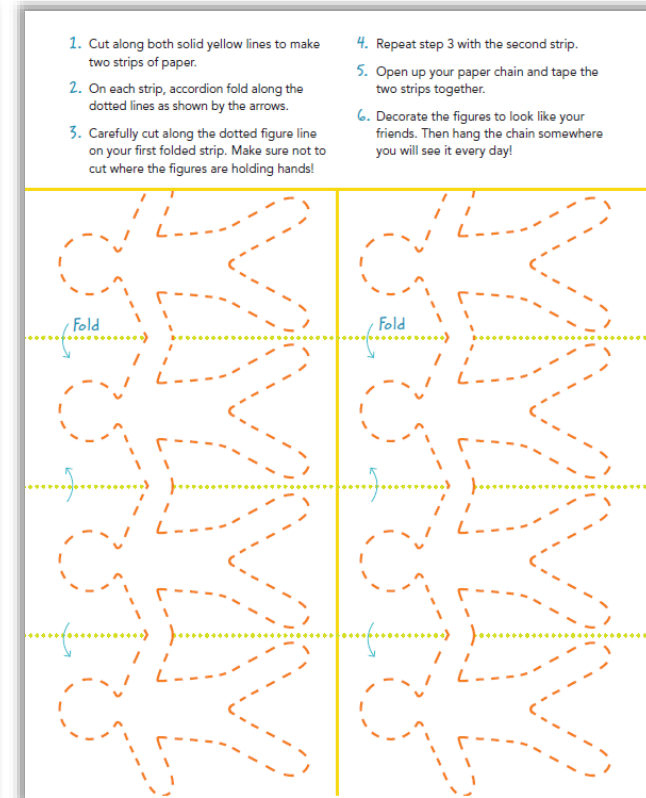
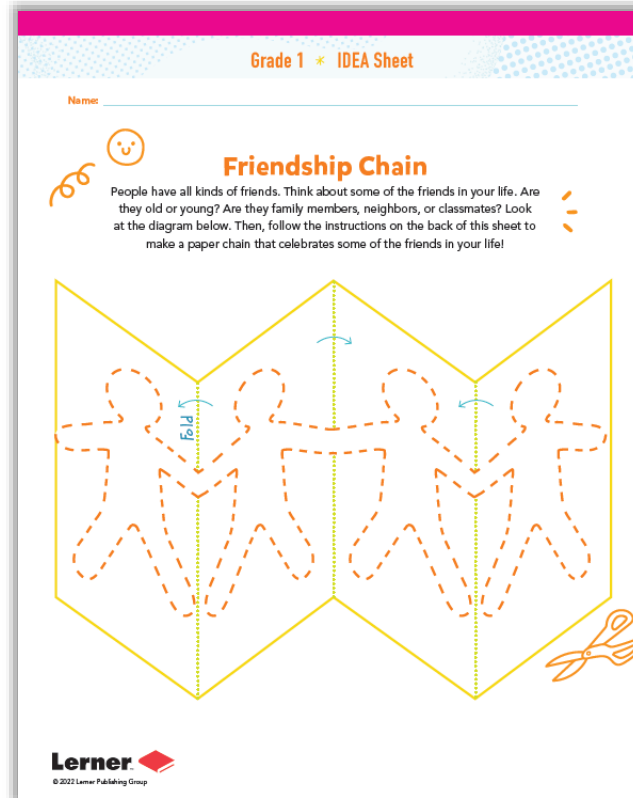

**Lerner**   
© 2022 Lerner Publishing Group

1106 978-1-7284-8855-4  
9 781728 488554



# Grade 1 Optional SEL Activities

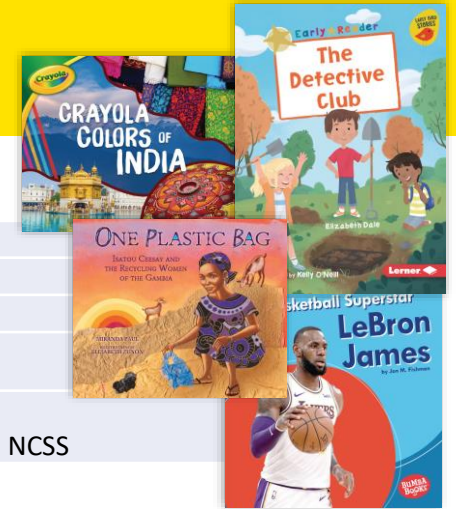
**Objectives: Students will think about the characteristics of a friend and reflect on what it means to be a good friend**



# Grade 2 Book Packs


## Pack #1

Title	Classification	Copyright	Page Count	GRL	Lexile	Alignments
Basketball Superstar LeBron James	Nonfiction	2020	24	I	410	Common Core, AASL Standards, SEL, Learning for Justice
Crayola Colors of India	Nonfiction	2020	24	L	500	Common Core, AASL Standards, SEL
The Detective Club	Fiction	2021	32	L	530	Common Core, AASL Standards, SEL
One Plastic Bag: Isatou Ceesay and the Recycling Women of the Gambia	Nonfiction	2015	32		570	Common Core, AASL Standards, SEL, Learning for Justice, NCSS



## Pack #2

Title	Classification	Copyright	Page Count	GRL	Lexile	Alignments
Cool Kid Businesses	Nonfiction	2020	24	L	710	Common Core, AASL Standards, Title I, SEL, Learning for Justice
Crayola Colors of Mexico	Nonfiction	2020	24	L	590	Common Core, AASL Standards, SEL
Homes Like Mine	Nonfiction	2021	24	I	510	Common Core, AASL Standards, Title I, SEL, Learning for Justice
Yaffa and Fatima: Shalom, Salaam	Fiction	2017	24		530	Common Core, AASL Standards, SEL, Learning for Justice, NCSS, BSL





# Grade 2 Book Packs, Continued

## Pack #3

Title	Classification	Copyright	Page Count	GRL	Lexile	Alignments
A Gold Star for George	Fiction	2020	32	H	470	Common Core, AASL Standards, Title I, SEL, Learning for Justice
Crayola Colors of China	Nonfiction	2020	24	K	480	Common Core, AASL Standards, Title I, SEL, Learning for Justice
Love and Roast Chicken: A Trickster Tale from the Andes Mountains	Fiction	2004	40	N	570	Common Core, AASL Standards, SEL, Learning for Justice, NCSS
Magic Tricks with Optical Illusions	Nonfiction	2019	24	M	610	Common Core, AASL Standards, Title I, SEL, Learning for Justice



## Pack #4

Title	Classification	Copyright	Page Count	GRL	Lexile	Alignments
Transportation Then and Now	Nonfiction	2003	24	I		Common Core, AASL Standards, Title I, SEL, NCSS
Buttons for General Washington	Nonfiction	1986	48	M	560	Common Core, AASL Standards, Title I, SEL, NCSS
My Family Celebrates Kwanzaa	Fiction	2019	24	J	490	Common Core, AASL Standards, Title I, SEL, Learning for Justice
Families Like Mine	Nonfiction	2021	24	K	410	Common Core, AASL Standards, Title I, SEL, Learning for Justice




# Grade 2 Lesson Plans & Activities

Download All IDEA Sheets

Training Video will cover:

- Introduction to the books & materials
- reading activity
- individual writing activities
- wrap up discussion suggestions




# Grade 2 Pre-Lesson: Who Are You?

**Objectives:** Calm and center students. Introduce students to the concept of character.

## Love Your Selfie

A selfie is a picture a person takes of themselves. People often share selfies with others. A selfie usually showcases something special about the person taking it. What makes you special? Draw or paste a selfie into the space below that showcases something special about your personality!



Grade 2 \* IDEA Sheet

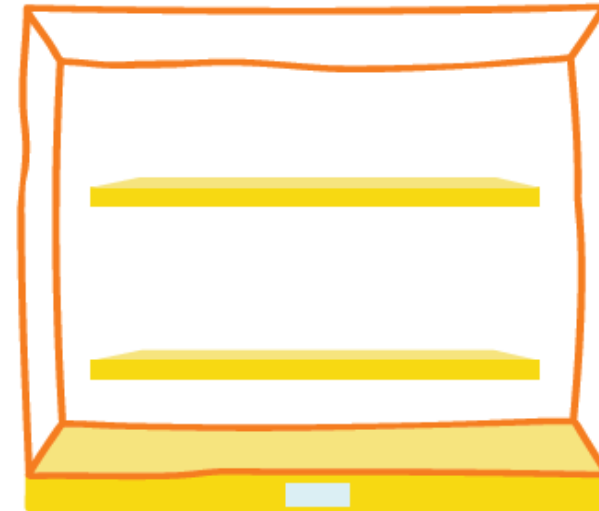
Name: \_\_\_\_\_



## Museum of You

There are so many things that make you you! Pick out a few different objects in your home that represent different parts of your identity. Draw pictures of the objects below!

Museum of \_\_\_\_\_



# Grade 2 Discussion Questions and Literacy Lesson

**Objectives: Students will learn about character traits**

Discussion Questions:

1. What does character mean?
2. What are some positive character traits? What makes a character strong?
3. What are some character traits that make a person a leader?
4. What are some character traits that make a person a good friend?
5. What are your positive character traits?
6. How do different character traits contribute to a family, friendship, or community?
7. What do you think is the most important character trait of a person?
8. Look at all the books in your pack. What person or character in a book looks most interesting to you? Why?
9. Look for a character's positive strengths in each book. What are they? Do you share any of these strengths?
10. Think about how a person or character impacts their family, friendships, or community in each book.
11. If you were to add a book to this pack, what would that book be about?



**Lerner™**



# Grade 2 Writing Activity

**Objectives:** Students will write about small acts that have big impacts.


Grade 2 \* IDEA Sheet

Name: \_\_\_\_\_

**Super You to the Rescue!**

Kids like you have the power to change the world! Small acts of kindness can have big impacts. Think about six acts of kindness you could do that would make your community a better place. Write down the actions and how they would help your community. Then, choose one of these acts to try yourself! Ask a grown-up for help if needed.

Act of Kindness	How It Helps!
Pick up trash at the park	Cleaner park for people and animals

**Lerner**   
© 2022 Lerner Publishing Group

1004 928-1-1004-8484-3  
9 781004 848483


Now that you've finished your act of kindness, think about how it went. Did it help your community as you'd hoped? How did it make you feel? Would you do anything differently next time? Write your answer below.

Now find a way to turn your act of kindness into a habit! Fill in the blanks on the reminder card below. Then color it and hang it somewhere you will see it every day!

**I help my community by being kind!**

I will show I am kind by \_\_\_\_\_

I will do this action \_\_\_\_\_ times a \_\_\_\_\_  
(day/week/month)





# Grade 2 Optional SEL Activity


**Objectives:** Learn about welcoming others

Grade 2 \* IDEA Sheet


Name: \_\_\_\_\_

**Pieces of Home**

What do you think of when you think of home? Is it a comfy chair you sit on? Is it your favorite blanket? In each heart below, draw something from your home that you love.



Now imagine you are moving to an unfamiliar place. What would you bring with you to make you feel more at home?



**Lerner**  
© 2022 Lerner Publishing Group

**Welcome to My Community!**

How would you welcome a new person to your community? Imagine you are showing a new friend around the place you live. Fill in the blanks with the places you would be excited to show them.


A yummy place to get food in my community is \_\_\_\_\_.

A fun place to play outside is \_\_\_\_\_.

A fun place to visit on a rainy day is \_\_\_\_\_.

My favorite place in my community is \_\_\_\_\_.

Design a sign welcoming people to your community!



**Lerner**  
© 2022 Lerner Publishing Group

# Grade 3 Book Packs

## Pack #1

Title	Classification	Copyright	Page Count	GRL	Lexile	Alignments
Believe Your Eyes: Book 1	Fiction	2016	48	O*	520	Common Core, AASL Standards, SEL
Mumbet's Declaration of Independence	Fiction	2014	40		640	Common Core, AASL Standards, Title I, SEL, Learning for Justice
Otterly Adorable Otters	Nonfiction	2021	32	N	570	Common Core, AASL Standards, Title I, SEL, Learning for Justice
The Floating Field: How a Group of Thai Boys Built Their Own Soccer Field	Nonfiction	2021	40	P	680	Common Core, AASL Standards, SEL



## Pack #2

Title	Classification	Copyright	Page Count	GRL	Lexile	Alignments
Hamster and Cheese	Fiction	2010	48	O	510	Common Core, AASL Standards, SEL
Give It a Push! Give It a Pull!	Nonfiction	2011	32	L	500	Common Core, AASL Standards, SEL, Title I
Weather Robots	Nonfiction	2015	32	O	540	Common Core, AASL Standards, SEL, Title I
The Golden Gate Bridge	Nonfiction	2010	32	N	610	Common Core, AASL Standards, SEL, Title I



# Grade 3 Lesson Plans & Activities

## Download All IDEA Sheets

### Training Video will cover:

- Introduction to the books & materials
- reading activity
- individual writing activities
- wrap up discussion suggestions




# Grade 3 Pre-Lesson: About Me!

**Objectives:** Calm and center students. Help students to reflect on their unique characteristics and understand how these unique traits can be used to help friends, family, classmates, or larger community.

Grade 3 \* IDEA Sheet

Names: \_\_\_\_\_



### About Me!

Think about what makes you you!

My name is \_\_\_\_\_.

I am good at \_\_\_\_\_.



I like to \_\_\_\_\_.


My favorite place is \_\_\_\_\_.

I show my friends I care about them by \_\_\_\_\_.

I show my family I care about them by \_\_\_\_\_.

Use the space below to draw or paste a selfie.






© 2022 Lerner Publishing Group

### My Character Traits

Character traits are part of your personality. They include qualities like being funny, kind, or smart. Think about some of your character traits. How do these qualities help you meet your goals? Write a short story about a time one of your character traits helped you overcome a challenge.



Story title: \_\_\_\_\_

\_\_\_\_\_

\_\_\_\_\_

\_\_\_\_\_

\_\_\_\_\_


\_\_\_\_\_

\_\_\_\_\_

\_\_\_\_\_

\_\_\_\_\_

\_\_\_\_\_





# Grade 3 Discussion Questions & Literacy Lesson

## Objectives: Learn about character

### Discussion Questions:

1. What does character mean? The qualities distinctive to an individual.
2. What are some positive character traits? What makes a character strong?
3. What are some character traits that make a person a leader?
4. What are some character traits that make a person a good friend?
5. What are your positive character traits?
6. How do different character traits contribute to a family, friendship, or community?
7. What do you think is the most important character trait of a person?
8. Look at all the books in your pack. What person or character in a book looks most interesting to you? Why?
9. Look for a character's positive strengths in each book. What are they? Do you share any of these strengths?
10. Think about how a person or character impacts their family, friendships, or community in each book.



# Grade 3 Writing Activity

**Objectives: Students will learn about character traits and create your own fun folktale.**

Grade 3 \* IDEA Sheet

Name: \_\_\_\_\_

### Folktale Fun!

Folktales are stories that are passed down over many generations. These stories exist in almost every culture around the world! They can be funny, scary, or sad. Many folktales have morals, or lessons. In the past, these stories were almost always shared orally, or told aloud. Today, you can read folktales in books or watch them in movies or TV shows. Many cultures still share folktales orally too! Fill in the blanks below to outline your very own folktale. Then, write your folktale on the back of this sheet.

Folktale title: \_\_\_\_\_

Characters: \_\_\_\_\_  
\_\_\_\_\_

Moral or lesson: \_\_\_\_\_

Plot: \_\_\_\_\_  
\_\_\_\_\_  
\_\_\_\_\_

Conclusion: \_\_\_\_\_  
\_\_\_\_\_  
\_\_\_\_\_



© 2022 Lerner Publishing Group

[illegible]






# Grade 3 SEL Activities

**Objectives: Students will learn to overcome challenges by listening to others.**

Grade 3 \* IDEA Sheet


Names: \_\_\_\_\_


  **Interview a Grown-Up!**  \*

Learn about a time a grown-up in your life overcame a challenge. Read the first question in the table below. Then, write down five follow-up questions that could help you learn more. Use these questions to interview a parent, grandparent, or another adult. Write their responses on the back of this worksheet.


**Interview Questions**

1. Can you tell me about a time in your life when you overcame a challenge?
2.
3.
4.
5.
6.




**Lerner**   
© 2022 Lerner Publishing Group

ISBN 978-1-7284-8497-0  
9 781728 484970

**Answers** 

1.
2.
3.
4.
5.
6.







# Grade 3 SEL Activities


**Objectives: Students will learn about the power of questions.**

Grade 3 \* IDEA Sheet


Name: \_\_\_\_\_

 **The Power of Why** 

The best way to learn about the world is by observing and asking questions. This is how biologists study living things. Take a few minutes to observe your environment. What living things are around you? Use the space below to draw your observation of a living thing in your environment. What would you like to learn about this living thing? Write down a question to help you find the answer!




My question: \_\_\_\_\_

**Lerner**   
© 2022 Lerner Publishing Group

**Experiment and Explore!**

Write a journal entry about how you could find the answer to your question. Could you research online or in a book? Could you conduct an experiment? Write down your plan below.



\_\_\_\_\_

\_\_\_\_\_

\_\_\_\_\_

\_\_\_\_\_

\_\_\_\_\_


\_\_\_\_\_

\_\_\_\_\_

\_\_\_\_\_

\_\_\_\_\_

\_\_\_\_\_





# Grade 4 Book Packs


## Pack #1

Title	Classification	Copyright	Page Count	GRL	Lexile	Alignments
Mars Science Lab Engineer Diana Trujillo	Nonfiction	2016	32	T	880	Common Core, AASL Standards, SEL, Learning for Justice
On Edge	Fiction	2019	104		860	Common Core, AASL Standards, SEL, Learning for Justice
Patrick Mahomes	Nonfiction	2020	32	Q	830	Common Core, AASL Standards, Title I, SEL, Learning for Justice
Ruth and the Green Book	Fiction	2010	32	R	700	Common Core, AASL Standards, SEL, NCSS, BSL



## Pack #2

Title	Classification	Copyright	Page Count	GRL	Lexile	Alignments
Can I Touch Your Hair?: Poems of Race, Mistakes, and Friendship	Nonfiction	2018	40	U	NP	Common Core, AASL Standards, SEL, Learning for Justice
John Lewis: Courage in Action	Nonfiction	2018	48		870	Common Core, AASL Standards, Title I, SEL, Learning for Justice
Naomi Osaka	Nonfiction	2021	32	Q	840	Common Core, AASL Standards, Title I, SEL, Learning for Justice
The Captain	Fiction	2018	104		600	Common Core, AASL Standards, SEL



# Grade 4 Book Packs

## Pack #3

Title	Classification	Copyright	Page Count	GRL	Lexile	Alignments
Cassandra Steps Out: Book 1	Fiction	2019	56 S		550	Common Core, AASL Standards, Title I, SEL, Learning for Justice
Crayola Art of Coding: A Celebration of Creative Mindsets	Nonfiction	2021	32 S		930	Common Core, AASL Standards, Title I, SEL, Learning for Justice
I Am Farmer: Growing an Environmental Movement in Cameroon	Nonfiction	2019	40 R		810	Common Core, AASL Standards, Title I, SEL, Learning for Justice
Team Player	Fiction	2019	112		680	Common Core, AASL Standards, Title I, SEL, Learning for Justice

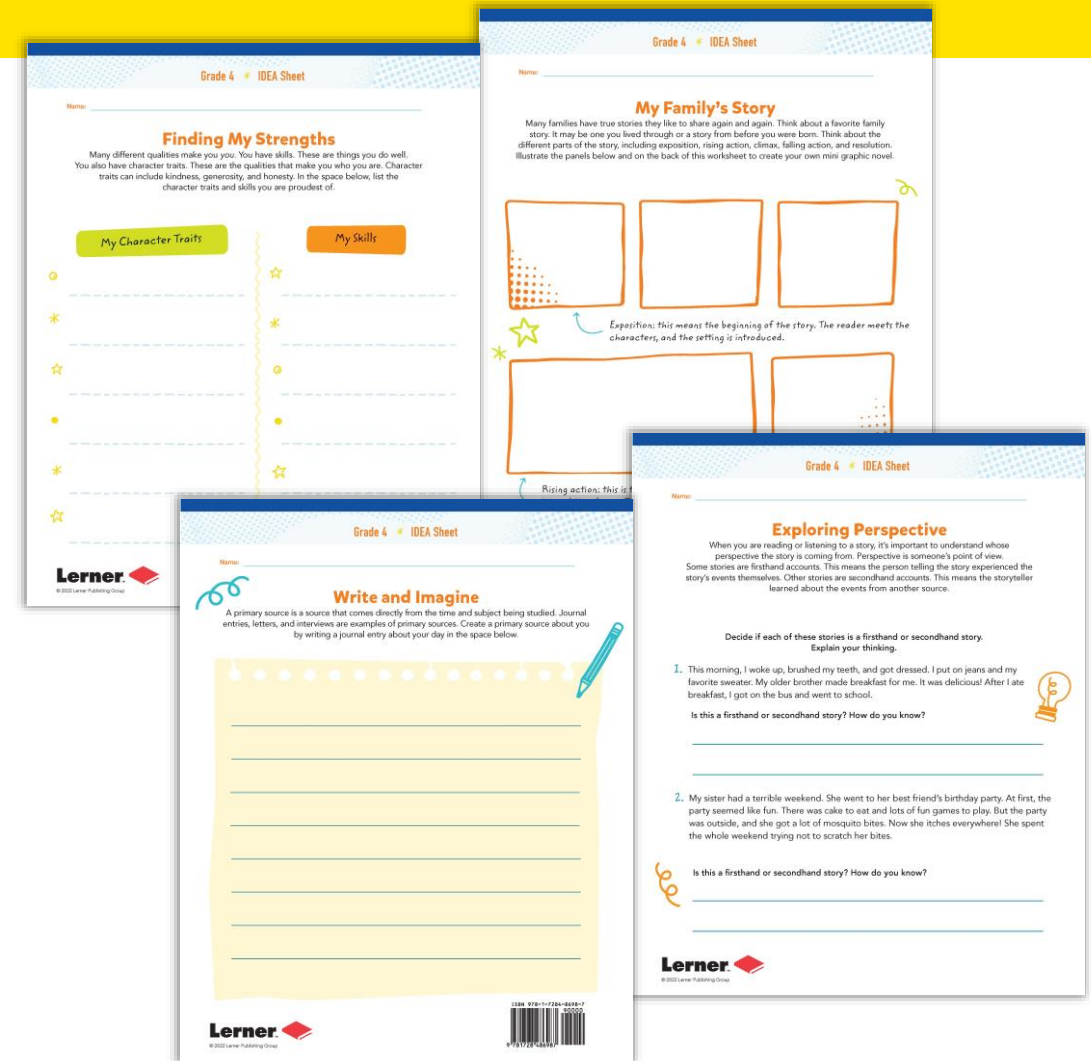


# Grade 4 Lesson Plans & Activities

## Download All IDEA Sheets

### Training Video will cover:

- Introduction to the books & materials
- reading activity
- individual writing activities
- wrap up discussion suggestions



# Grade 4 Pre-Lesson

**Objectives: Calm and center students. Introduce students to diverse perspectives.**

Grade 4 \* IDEA Sheet

Name: \_\_\_\_\_

### Exploring Perspective

When you are reading or listening to a story, it's important to understand whose perspective the story is coming from. Perspective is someone's point of view. Some stories are firsthand accounts. This means the person telling the story experienced the story's events themselves. Other stories are secondhand accounts. This means the storyteller learned about the events from another source.

Decide if each of these stories is a firsthand or secondhand story. Explain your thinking.

1. This morning, I woke up, brushed my teeth, and got dressed. I put on jeans and my favorite sweater. My older brother made breakfast for me. It was delicious! After I ate breakfast, I got on the bus and went to school.

Is this a firsthand or secondhand story? How do you know?

\_\_\_\_\_


\_\_\_\_\_

2. My sister had a terrible weekend. She went to her best friend's birthday party. At first, the party seemed like fun. There was cake to eat and lots of fun games to play. But the party was outside, and she got a lot of mosquito bites. Now she itches everywhere! She spent the whole weekend trying not to scratch her bites.

Is this a firsthand or secondhand story? How do you know?

\_\_\_\_\_

\_\_\_\_\_

**Lerner**   
© 2022 Lerner Publishing Group

3. First grade was my favorite year of school. My teacher was really nice and really smart. She had a great library in her classroom, and I got to spend a lot of time reading books. We also played a lot of fun math games. I got to sit next to my friend Sophia, and we always played together during recess.

Is this a firsthand or secondhand story? How do you know?

\_\_\_\_\_

\_\_\_\_\_

Is a biography a firsthand or secondhand story? How do you know?

\_\_\_\_\_

\_\_\_\_\_

Now, write down a firsthand story about your morning.

\_\_\_\_\_

\_\_\_\_\_

\_\_\_\_\_

\_\_\_\_\_

\_\_\_\_\_

1. Firsthand, told in first person. 2. Secondhand, told in third person. 3. Firsthand, told in first person; biography is a secondhand story.





# Grade 4 Discussion Questions and Literacy Lesson

**Objectives: Learn about the importance of perspective.**

Discussion Questions:

1. What does perspective mean?
2. Why is it important to have diverse perspectives?
3. What makes people's perspectives so different?
4. What are some different points of view to tell a story?

First Person: The narrator tells their story to the reader. We see only their perspective.

Second Person: The narrator talks directly to the reader and addresses them with that second-person pronoun, "you." They tell us what to think.

Third Person: A third person point of view is a narrative that doesn't address the reader and doesn't make any mention of themselves. They give us an unbiased perspective.

5. What does it mean to have a biased or unbiased perspective?
6. Some stories are firsthand accounts. This means the person telling the story experienced the story's events themselves. Other stories are secondhand accounts. This means the storyteller learned about the events from another source. Do you like a person telling you a story they experienced themselves? Or do you like learning about a person through the research and gathering of facts by someone else?
7. Break down into small groups. Look at all the books in your packs. Figure out what perspective each story is being told? First? Third? Second?
8. What book do you want to read first? Why?



# Grade 4 Writing Activity


**Objectives:** Learn about journal writing and first person point of view.

Grade 4 \* IDEA Sheet

Name: \_\_\_\_\_

### Write and Imagine

A primary source is a source that comes directly from the time and subject being studied. Journal entries, letters, and interviews are examples of primary sources. Create a primary source about you by writing a journal entry about your day in the space below.



\_\_\_\_\_

\_\_\_\_\_

\_\_\_\_\_

\_\_\_\_\_


\_\_\_\_\_

\_\_\_\_\_

\_\_\_\_\_

\_\_\_\_\_

\_\_\_\_\_

**Lerner** 

© 2022 Lerner Publishing Group

ISBN 978-1-7284-8690-7

9 781728 486907

Imagine someone 200 years in the future has discovered your journal entry. Answer the questions below to explore what your primary source might teach the person about you and the time you lived in.

What is something someone would learn about you from reading your journal entry? \_\_\_\_\_

\_\_\_\_\_

What is something someone would not learn about you from reading your journal entry? \_\_\_\_\_

\_\_\_\_\_

What questions might someone have after reading your journal entry? \_\_\_\_\_

\_\_\_\_\_

What is something that might surprise someone who is reading your journal entry? \_\_\_\_\_

\_\_\_\_\_



# Grade 4 Writing Activity


**Objectives:** Learn about the importance of plot in shaping a story.

Grade 4 \* IDEA Sheet


Name: \_\_\_\_\_

### My Family's Story


Many families have true stories they like to share again and again. Think about a favorite family story. It may be one you lived through or a story from before you were born. Think about the different parts of the story, including exposition, rising action, climax, falling action, and resolution. Illustrate the panels below and on the back of this worksheet to create your own mini graphic novel.




Exposition: this means the beginning of the story. The reader meets the characters, and the setting is introduced.




Rising action: this is the part of the plot that starts building toward the climax. The story introduces a problem that the characters must solve.


**Lerner**   
© 2022 Lerner Publishing Group



Climax: this is the highest point of the plot. It is usually the most exciting part of the story where the characters face their problem.



Falling action: this is the part of the plot where the story winds down. Loose ends are tied up, and the plot moves toward the resolution.




Resolution: this is where the story ends. We see how the characters are the same or different after facing the problem.

# Grade 5 Book Packs

## Pack #1

Title	Classification	Copyright	Page Count	GRL	Lexile	Alignments
Football's G.O.A.T.: Jim Brown, Tom Brady, and More	Nonfiction	2020	32 R		790	Common Core, AASL Standards, Title I, SEL, Learning for Justice
Immigration, Refugees, and the Fight for a Better Life	Nonfiction	2022	32 Y		1010	Common Core, AASL Standards, SEL, Learning for Justice
The Secret of the Puzzle Box	Fiction	2016	192 U		730	Common Core, AASL Standards, SEL
The Unofficial Guide to Minecraft Construction	Nonfiction	2019	32 T		980	Common Core, AASL Standards, SEL



## Pack #2

Title	Classification	Copyright	Page Count	GRL	Lexile	Alignments
Basketball's G.O.A.T.: Michael Jordan, LeBron James, and More	Nonfiction	2020	32 Q		840	Common Core, AASL Standards, Title I, SEL, Learning for Justice
Billie Eilish: The Rise of a Superstar	Nonfiction	2021	48			Common Core, AASL Standards, Title I, SEL, Learning for Justice
Mega-Dogs of New Kansas	Fiction	2020	144 W		320	Common Core, AASL Standards, SEL, Learning for Justice
The Unofficial Guide to Minecraft Survival	Nonfiction	2019	32 T		890	Common Core, AASL Standards, Title I, SEL, Learning for Justice



# Grade 5 Book Packs

## Pack #3

Title	Classification	Copyright	Page Count	GRL	Lexile	Alignments
Baseball's G.O.A.T.: Babe Ruth, Mike Trout, and More	Nonfiction	2020	32	R	830	Common Core, AASL Standards, Title I, SEL, Learning for Justice
Greta Thunberg: Climate Crisis Activist	Nonfiction	2021	48		920	Common Core, AASL Standards, Title I, SEL, Learning for Justice
Sincerely, Harriet	Fiction	2019	176	V	550	Common Core, AASL Standards, SEL
The Unofficial Guide to Minecraft Redstone	Nonfiction	2021	32	T	800	Common Core, AASL Standards, Title I, SEL, Learning for Justice

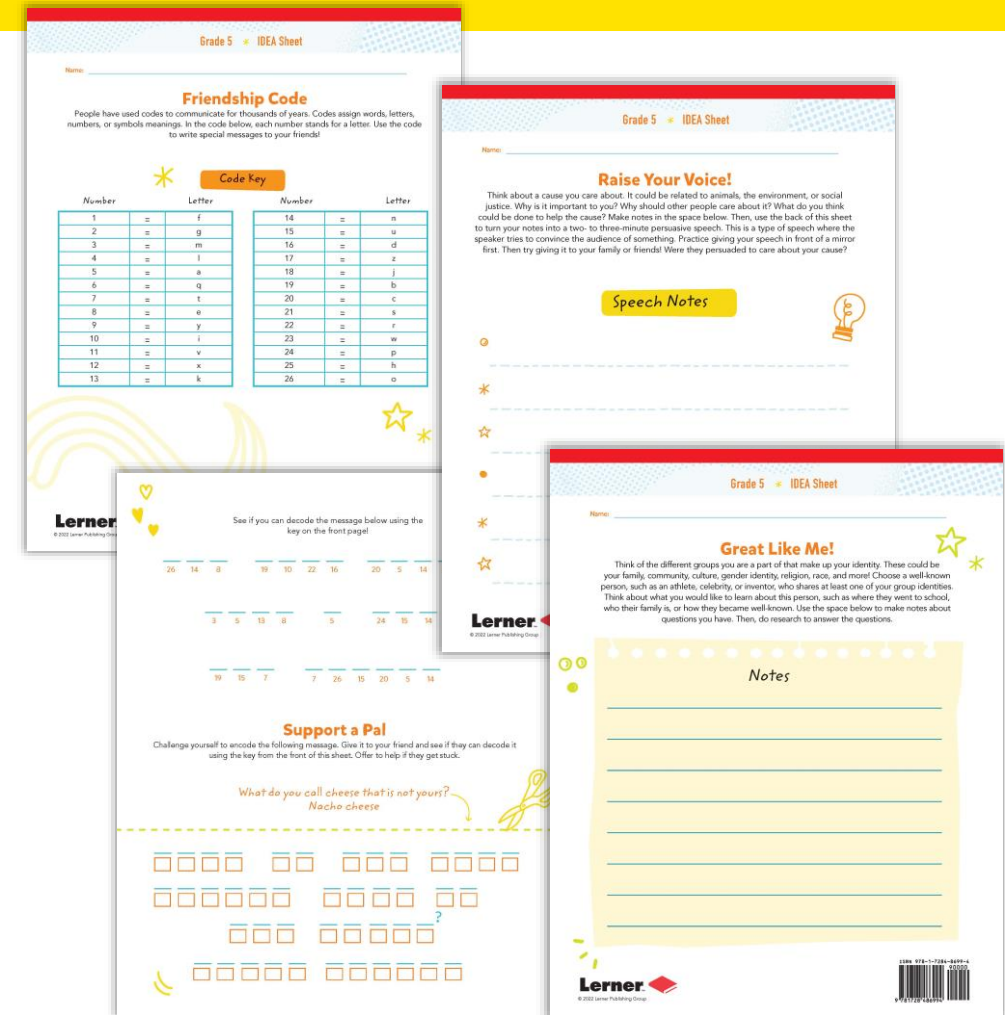


# Grade 5 Lesson Plans & Activities

## Download All IDEA Sheets

### Training Video will cover:

- Introduction to the books & materials
- reading activity
- individual writing activities
- wrap up discussion suggestions






# Grade 5 Pre-Lesson: Write for Change



**Objectives:** Calm and center students. Introduce students to the concept of persuasive writing.

Grade 5 \* IDEA Sheet

Names: \_\_\_\_\_



### Write for Change



You have the power to make the world a better place! Think about something that would make your community better. It could be recycling bins in a park, wheelchair ramps to improve access to a popular building, or a stop sign at a busy intersection. Go to the library or ask an adult for help researching online to find a leader in your community who might be able to help address this problem. Write them a letter in the space below and on the back of this sheet. Make sure to explain the problem, provide evidence for why it's a problem, and offer a solution.

Dear \_\_\_\_\_,

*recipient's name*

---

---

---


---

---

---

---

---

**Lerner**  
© 2022 Lerner Publishing Group




# Grade 5 Discussion Questions and Literacy Lesson

## **Objectives: Learn about persuasive writing**

### Discussion Questions:

1. What is something you want to change?
2. How have others inspired change?
3. Is there a quote from a book, poem, or a song that has inspired you?
4. What makes writing persuasive?
5. How do you persuade others?
6. What perspective is more persuasive? First person? Second person? Or third? Why?
7. Look at all the books in your packs. Is there a book where someone is determined to make a change? What is the title of that book? What perspective is the book written in?
8. Is the book interesting to you? Why or why not?
9. Are there vivid images on the cover or in the book? How do the images make you feel? Do the images make you want to read the book? Why or why not?



**Lerner™**



# Grade 5 Writing Activity

**Objectives: Learn to write a persuasive speech**

Grade 5 \* IDEA Sheet

Name: \_\_\_\_\_

**Raise Your Voice!**

Think about a cause you care about. It could be related to animals, the environment, or social justice. Why is it important to you? Why should other people care about it? What do you think could be done to help the cause? Make notes in the space below. Then, use the back of this sheet to turn your notes into a two- to three-minute persuasive speech. This is a type of speech where the speaker tries to convince the audience of something. Practice giving your speech in front of a mirror first. Then try giving it to your family or friends! Were they persuaded to care about your cause?

**Speech Notes**

○ \_\_\_\_\_


\* \_\_\_\_\_


☆ \_\_\_\_\_

● \_\_\_\_\_

\* \_\_\_\_\_

☆ \_\_\_\_\_

**Lerner**   
© 2022 Lerner Publishing Group

 Speech title: \_\_\_\_\_

\_\_\_\_\_

\_\_\_\_\_

\_\_\_\_\_

\_\_\_\_\_

\_\_\_\_\_

\_\_\_\_\_

\_\_\_\_\_

\_\_\_\_\_

\_\_\_\_\_

\_\_\_\_\_

\_\_\_\_\_

\_\_\_\_\_

\_\_\_\_\_

\_\_\_\_\_

\_\_\_\_\_



# Grade 5 Alternative Activity


**Objectives: Learn about coding**

Grade 5 \* IDEA Sheet

Names: \_\_\_\_\_



### Friendship Code


People have used codes to communicate for thousands of years. Codes assign words, letters, numbers, or symbols meanings. In the code below, each number stands for a letter. Use the code to write special messages to your friends!





 **Code Key**

Number		Letter
1	=	f
2	=	g
3	=	m
4	=	l
5	=	a
6	=	q
7	=	t
8	=	e
9	=	y
10	=	i
11	=	v
12	=	x
13	=	k

Number		Letter
14	=	n
15	=	u
16	=	d
17	=	z
18	=	j
19	=	b
20	=	c
21	=	s
22	=	r
23	=	w
24	=	p
25	=	h
26	=	o

  \*

**Lerner**   
© 2022 Lerner Publishing Group

   See if you can decode the message below using the key on the front page! 

26 14 8      19 10 22 16      20 5 14 14 26 7

3 5 13 8      5      24 15 14

19 15 7      7 26 15 20 5 14

### Support a Pal

Challenge yourself to encode the following message. Give it to your friend and see if they can decode it using the key from the front of this sheet. Offer to help if they get stuck.

*What do you call cheese that is not yours?  
Nacho cheese*

